



2020 National Survey of Student Engagement (NSSE)

What is the NSSE?

And why is it important?

- Student Engagement Survey
 - 10 Engagement Indicators
 - 6 High-Impact Practices
- Administered every 3 years
- 16 Other CSU Campuses

Engagement is linked to:

- Satisfaction
- Retention

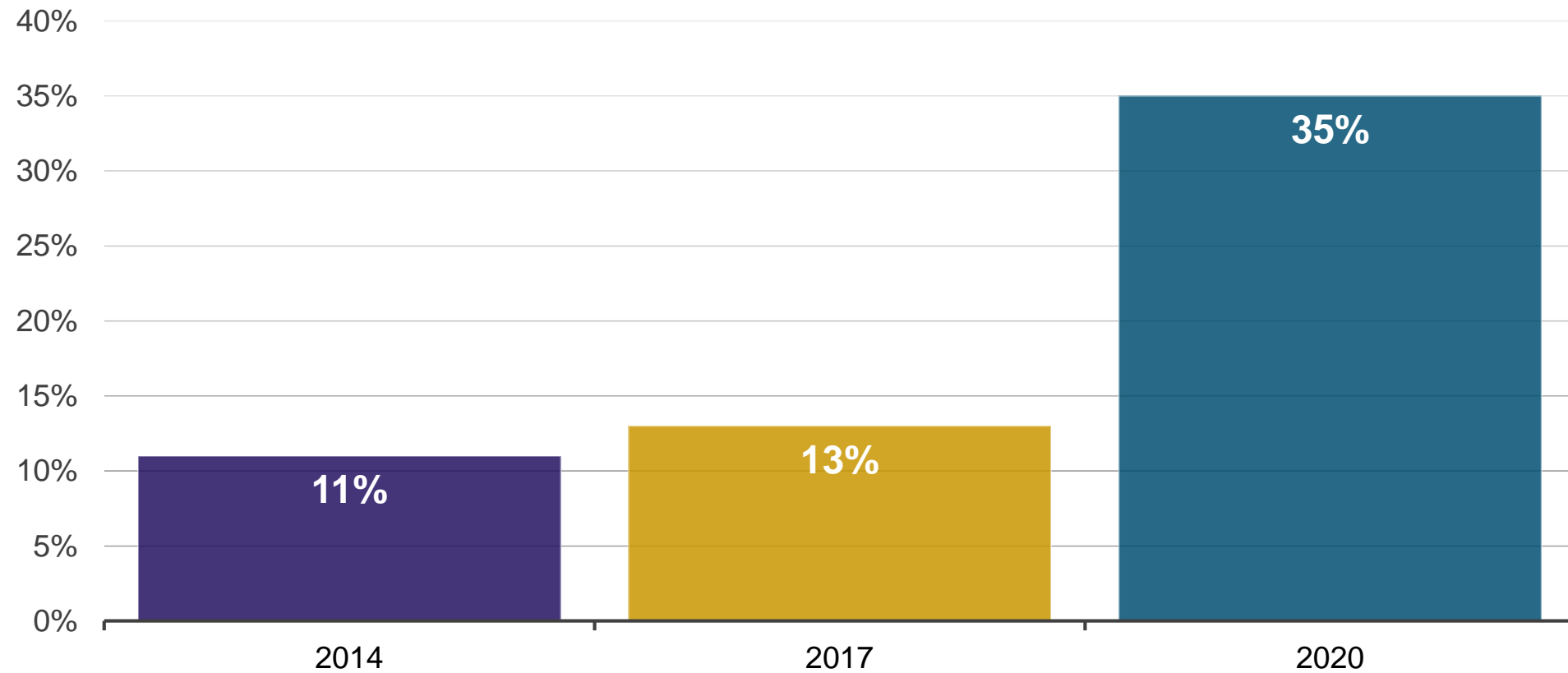
Graduation Initiative 2025

- Engagement and Well-Being

NSSE Student Sample

First-Year Student Response Rate (n = 1,085)

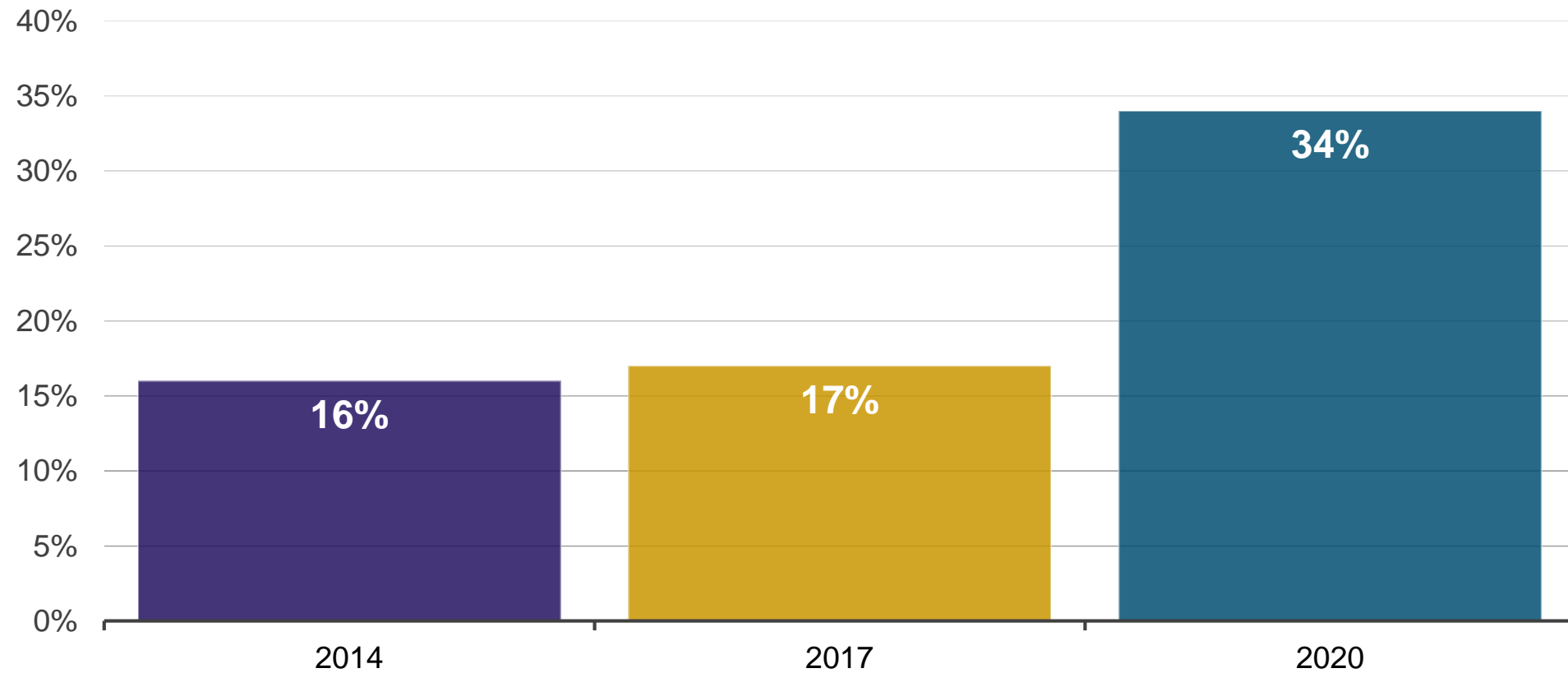
+22%
Compared with
2017 results



NSSE Student Sample

Senior Student Response Rate (n = 2,064)

+17%
Compared with
2017 results



Response Rate Contributions

- **President Mahoney** – Introduced the NSSE through a campus-wide email
- **Provost Summit & VP Hellwig** – signatories on the welcome & reminder messages
- **Dean Lori Beth Way & DUEAP team** – supported NSSE efforts & funded the 1st incentives offered at SF State
- **AVP Roderick & AT team** – set up individualized survey links via iLearn
- **AVP Beeler & Marketing team**– developed & implemented a comprehensive marking strategy
- **Debjani Roy** – sent out two local email reminder messages

Engagement Indicators

Engagement Indicators

Theme 1 - Academic Challenge:

1. Higher-Order Learning

(How much has your coursework emphasized evaluating a point of view, decision or information source?)

2. Reflective and Integrative Learning

(How often have you connected your learning to societal problems or issues?)

3. Learning Strategies

(How often have you reviewed your notes after class?)

4. Quantitative Reasoning

(How often have you used numerical information to examine a real-world problem or issue?)

Theme 2 - Learning With Peers:

5. Collaborative Learning

(How often have you asked another student to help you understand course material?)

6. Discussions with Diverse Others

(How often have you had discussions with people from a race or ethnicity other than your own?)

Engagement Indicators

Theme 3 - Experiences with Faculty:

7. Student-Faculty Interaction

(How often have you talked about career plans with a faculty member?)

8. Effective Teaching Practices

(To what extent have your instructors clearly explained course goals and requirements?)

Theme 4 - Campus Environment:

9. Quality of Interactions

(Indicate the quality of your interactions with academic advisors)

10. Supportive Environment

(How much does your institution emphasize providing support to help students succeed academically?)

Engagement Indicators

Theme 1: Academic Challenge

Key Finding:

SF State first-year students showed higher ratings across **all** academic challenge items compared with our own 2017 results and compared with the CSUs.

First-Year Students

Academic Challenge Indicators	SF State 2017	SF State 2020	CSU	Difference w/ CSU	Significant Difference	Effect Size
Higher-Order Learning	38.6	38.7	37.3	+1.4	significantly higher	small
Reflective & Integrative Learning	36.0	38.1	35.1	+3.0	significantly higher	medium
Learning Strategies	36.5	38.3	37.1	+1.2	significantly higher	small
Quantitative Reasoning	27.7	30.2	28.1	+2.1	significantly higher	medium

Engagement Indicators

Theme 1: Academic Challenge

Key Finding:

SF State senior students scored significantly higher than CSU students in reflective and integrative learning.

Senior Students

Academic Challenge Indicators	SF State 2017	SF State 2020	CSU	Difference w/ CSU	Significant Difference	Effect Size
Higher-Order Learning	40.6	40.3	40.4	-0.1	non-significant	--
Reflective & Integrative Learning	39.3	39.4	38.7	+0.7	significantly higher	small
Learning Strategies	37.9	38.3	38.1	+0.2	non-significant	--
Quantitative Reasoning	30.2	30.8	30.2	+0.6	non-significant	--

Engagement Indicators

Theme 2: Learning with Peers

Key Finding:

SF State students reported significantly higher discussions with diverse others compared with CSU students.

First-Year Students

Learning with Peers Indicators	SF State 2017	SF State 2020	CSU	Difference w/ CSU	Significant Difference	Effect Size
Collaborative Learning	30.1	32.8	33.1	-0.3	non-significant	--
Discussions with Diverse Others	38.4	39.2	38.0	+1.2	significantly higher	small

Engagement Indicators

Theme 2: Learning with Peers

Key Finding:

There were no significant differences between SF State senior students and CSU students in either collaborative learning or discussions with diverse others.

Senior Students

Learning with Peers Indicators	SF State 2017	SF State 2020	CSU	Difference w/ CSU	Significant Difference	Effect Size
Collaborative Learning	33.6	34.8	35.2	-0.4	non-significant	--
Discussions with Diverse Others	40.5	40.5	40.7	-0.2	non-significant	--

Engagement Indicators

Theme 3: Experiences with Faculty

Key Finding:

There were no significant differences between SF State students and CSU students in either student-faculty interactions or effective teaching practices.

First-Year Students

Experiences with Faculty Indicators	SF State 2017	SF State 2020	CSU	Difference w/ CSU	Significant Difference	Effect Size
Student-Faculty Interaction	15.7	19.9	19.2	+0.7	non-significant	--
Effective Teaching Practices	38.1	38.6	38.1	+0.5	non-significant	--

Engagement Indicators

Theme 3: Experiences with Faculty

Key Finding:

There was no significant differences between senior SF State students and CSU students in either student-faculty interactions or effective teaching practices.

Senior Students

Experiences with Faculty Indicators	SF State 2017	SF State 2020	CSU	Difference w/ CSU	Significant Difference	Effect Size
Student-Faculty Interaction	21.2	22.8	23.2	-0.4	non-significant	--
Effective Teaching Practices	39.1	39.4	39.6	-0.2	non-significant	--

Engagement Indicators

Theme 4: Campus Environment

Key Finding:

First-year SF State students reported significantly lower quality of interactions and supportive environments compared with CSU students.

First-Year Students

Campus Environment Indicators	SF State 2017	SF State 2020	CSU	Difference w/ CSU	Significant Difference	Effect Size
Quality of Interactions	35.7	39.7	41.5	-1.8	significantly lower	small
Supportive Environment	31.0	33.0	35.6	-2.6	significantly lower	small

Engagement Indicators

Theme 4: Campus Environment

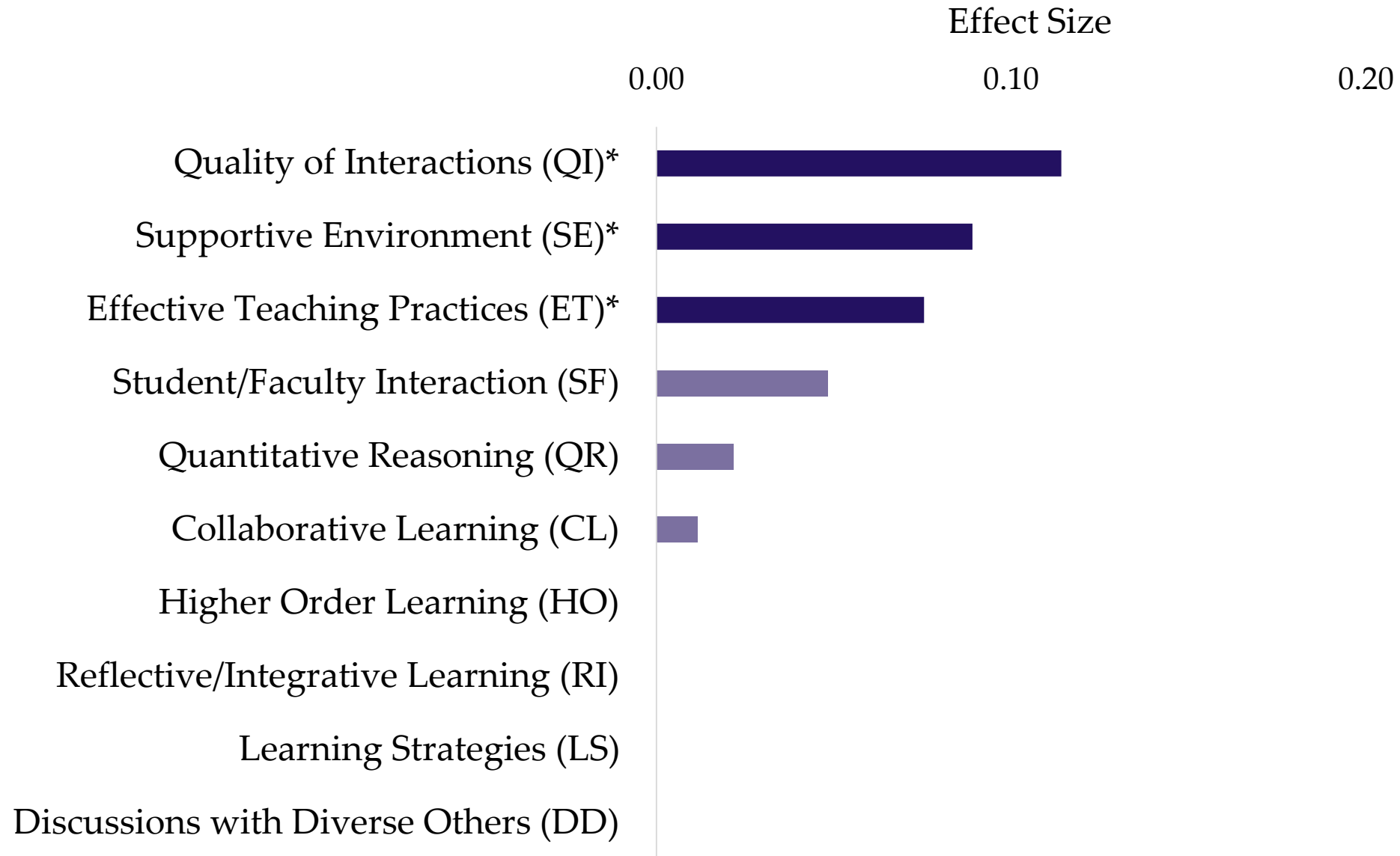
Key Finding:

Senior SF State students reported significantly lower quality of interactions and supportive environment compared with CSU students.

Senior Students

Campus Environment Indicators	SF State 2017	SF State 2020	CSU	Difference w/ CSU	Significant Difference	Effect Size
Quality of Interactions	38.6	40.7	42.7	-2.7	significantly lower	small
Supportive Environment	28.5	29.9	33.1	-4.1	significantly lower	small

EI Correlations with Retention



High Impact Practices

High-Impact Practices

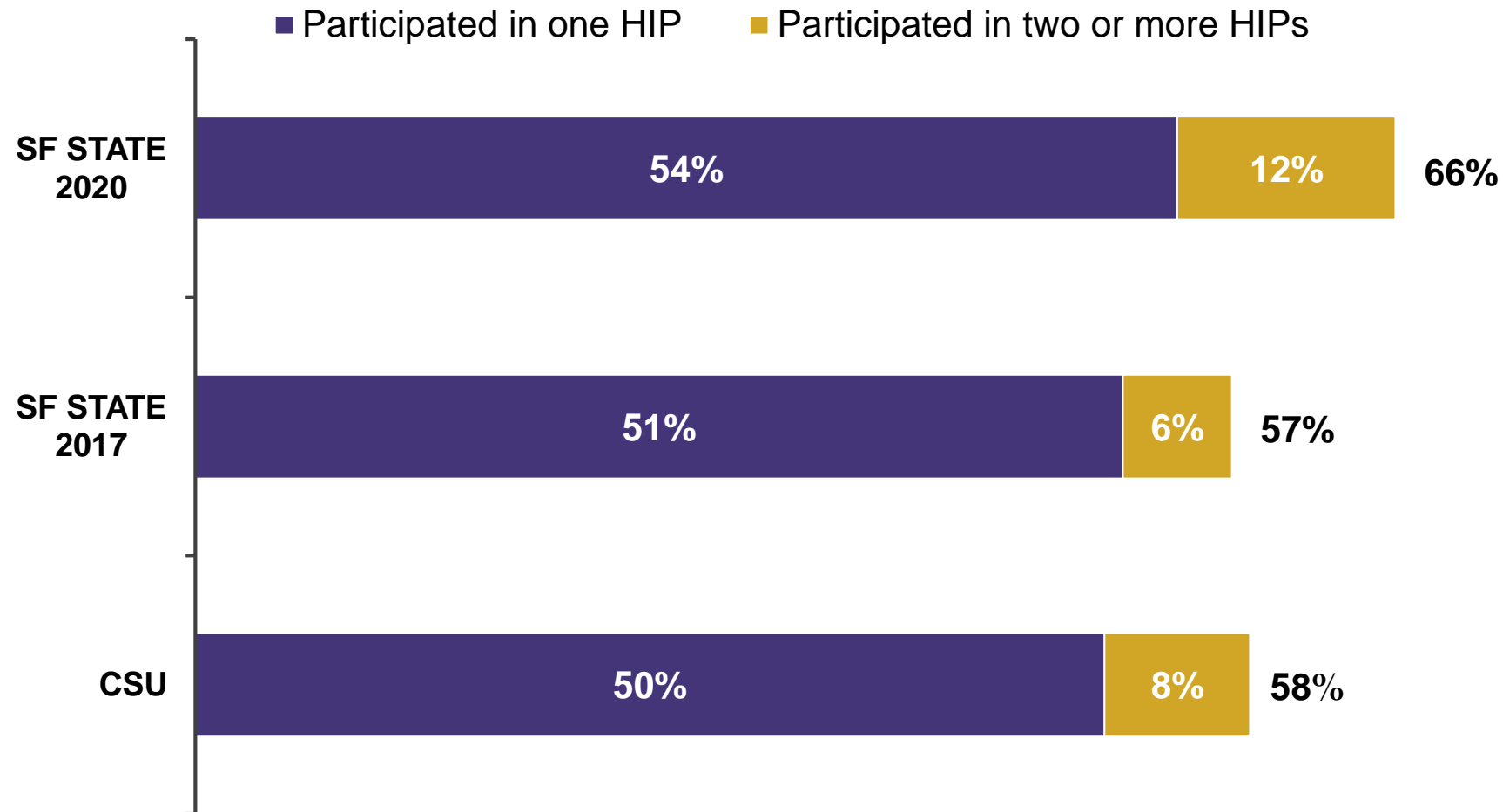
High-Impact Practices (HIPs)

Undergraduate opportunities which have positive associations with student learning, retention, and graduation

1. Service-Learning
2. Learning Communities
3. Research with Faculty
4. Internship or Field Experience
5. Study Abroad
6. Culminating Senior Experience

High-Impact Practices

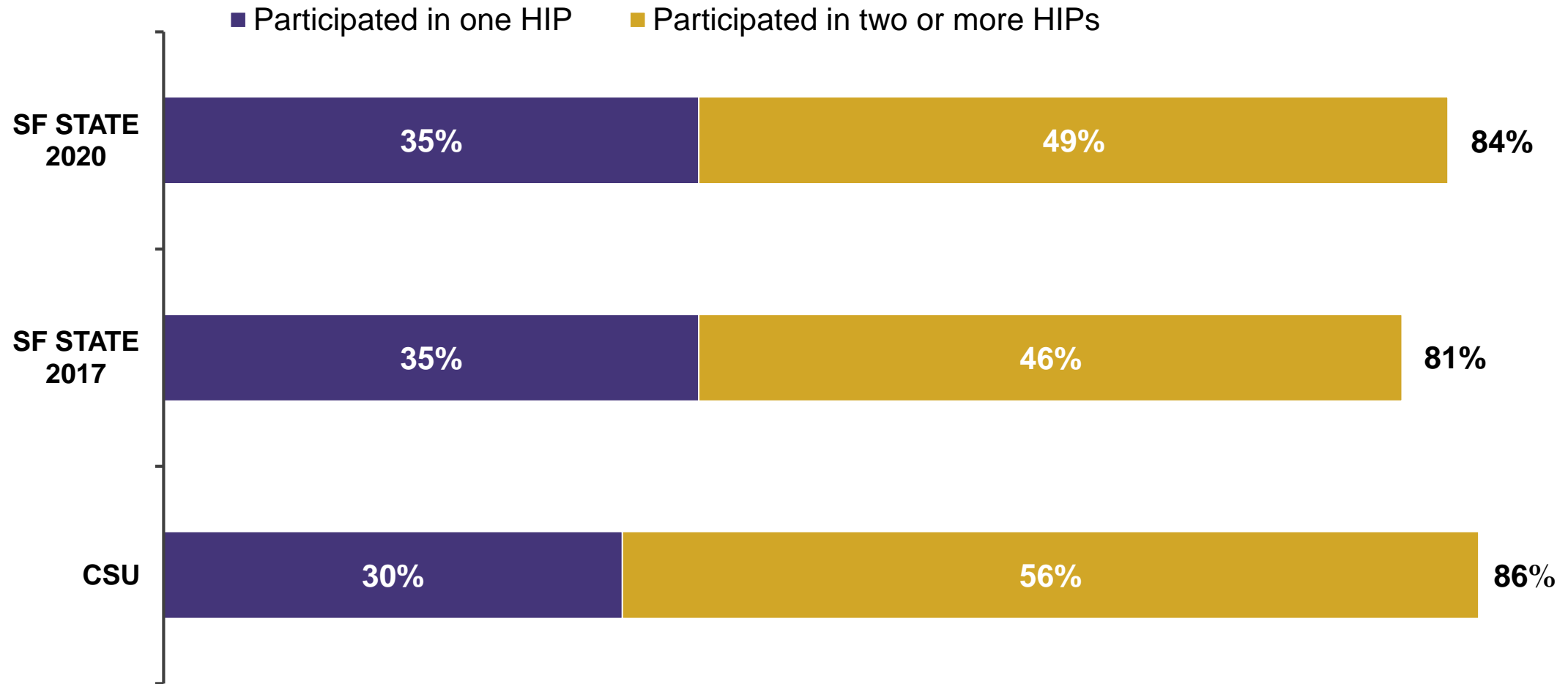
First-Year Students



Key Finding: Participation in both one HIP & two or more HIPs increased from 2017 to 2020.

High-Impact Practices

Senior Students



Key Finding: Participation in one HIP remained the same & participation in two or more HIPs increased from 2017 to 2020.

Strengths
&
Areas of Opportunity

Item Comparisons

Highest Performing Items Relative to CSU Campuses – First-Years

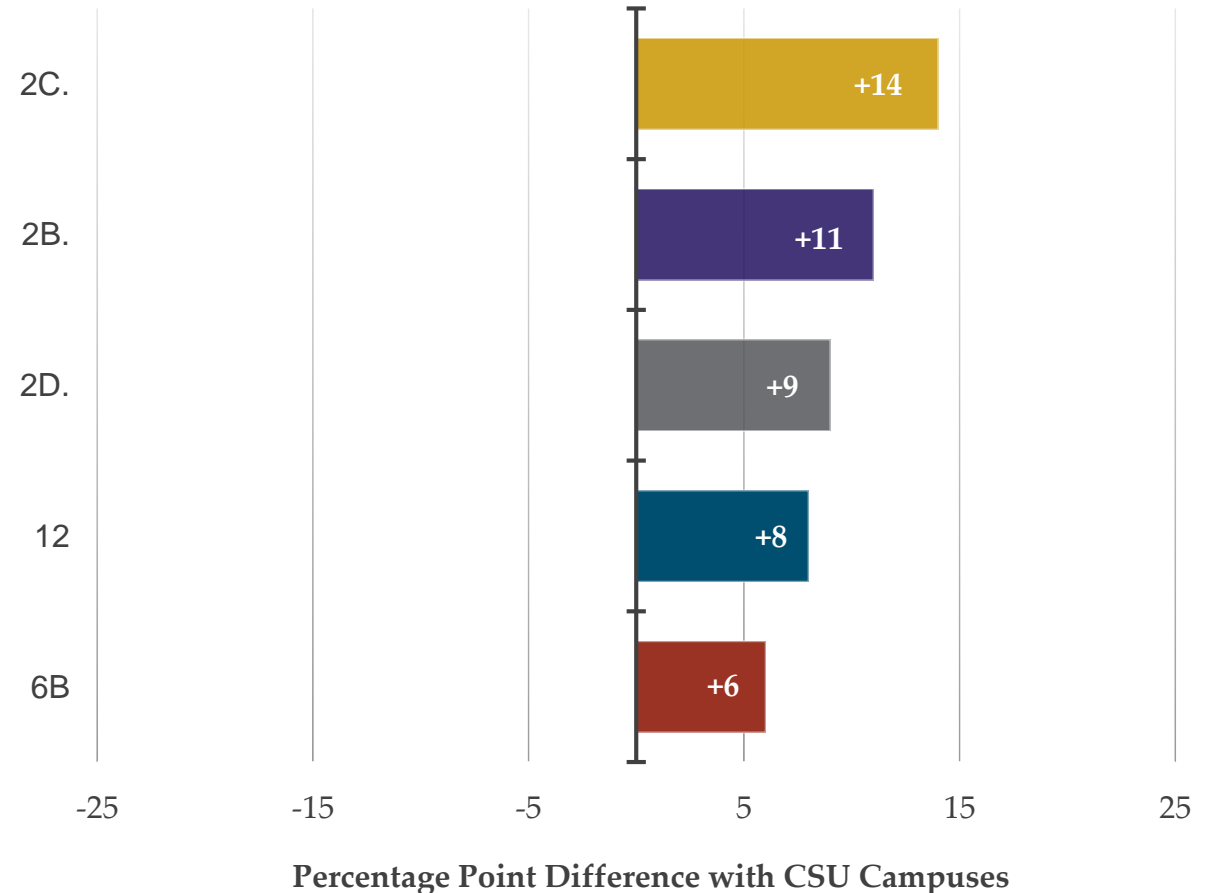
2c. Included diverse perspectives (...) in course discussions or assignments.

2b. Connected your learning to societal issues or problems.

2d. Examined the strengths and weakness of your own views on a topic or issue.

12. How many courses have included a community-based project (service learning).

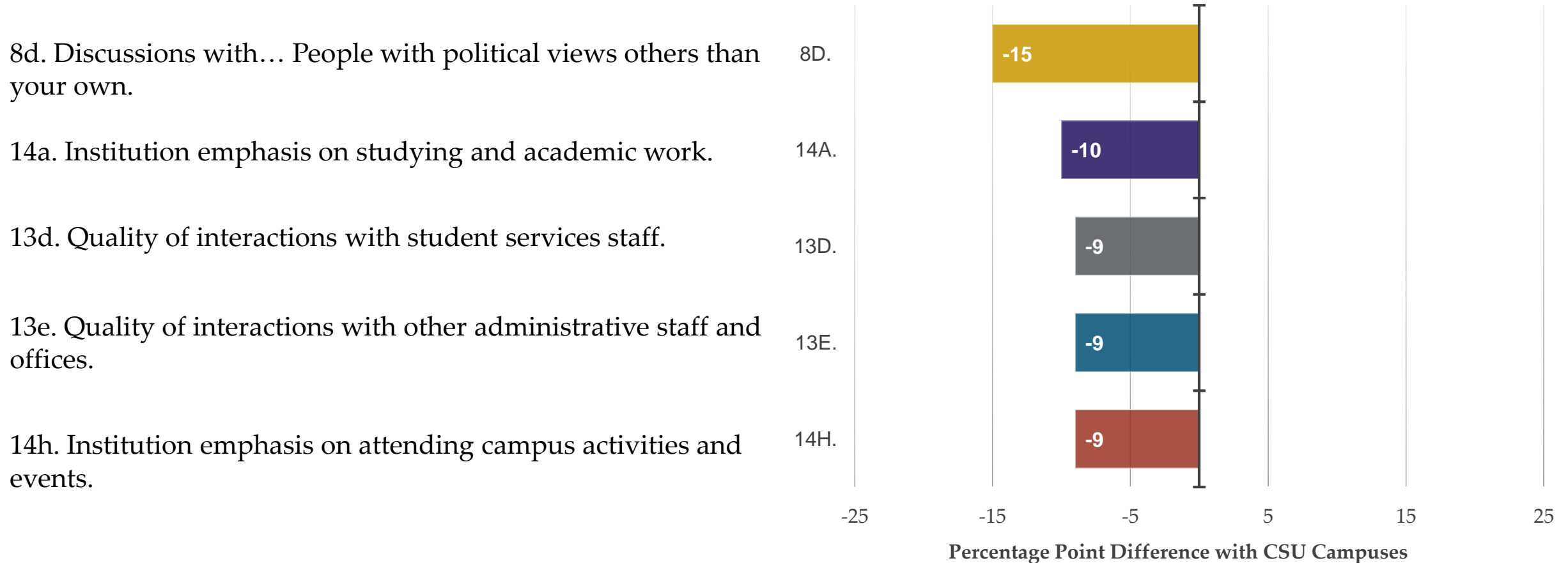
6b. Used numerical information to examine a real-world problem or issue.



Key Finding: SF State first-year students reported spending significantly more time involved in course discussions or assignments around diverse perspectives compared with other CSU Students.

Item Comparisons

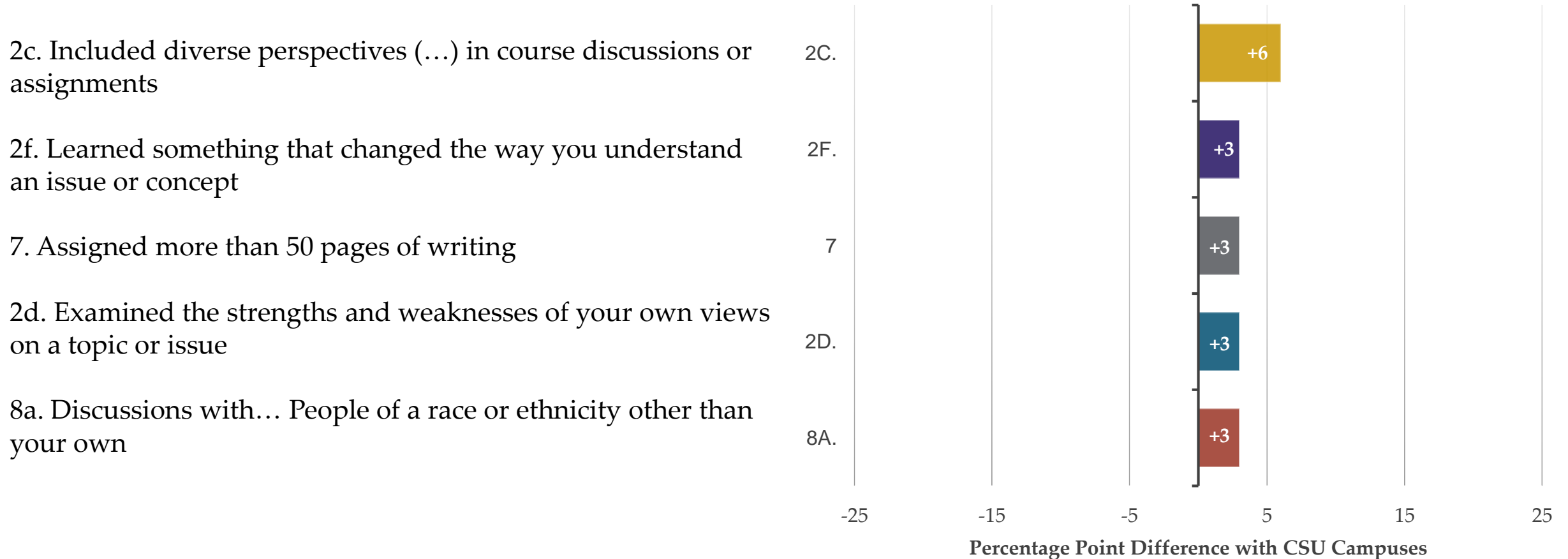
Lowest Performing Items Relative to CSU Campuses – First-Years



Key Finding: SF State first-years reported having significantly less discussions with people with political views other than their own compared with students at other CSU Campuses.

Item Comparisons

Highest Performing Items Relative to CSU Campuses – Seniors



Key Finding: SF State senior students spent more time involved in course discussions or assignments around diverse perspectives compared with other CSU Students. This is also the top scoring item for first-year students.

Item Comparisons

Lowest Performing Items Relative to CSU Campuses - Seniors

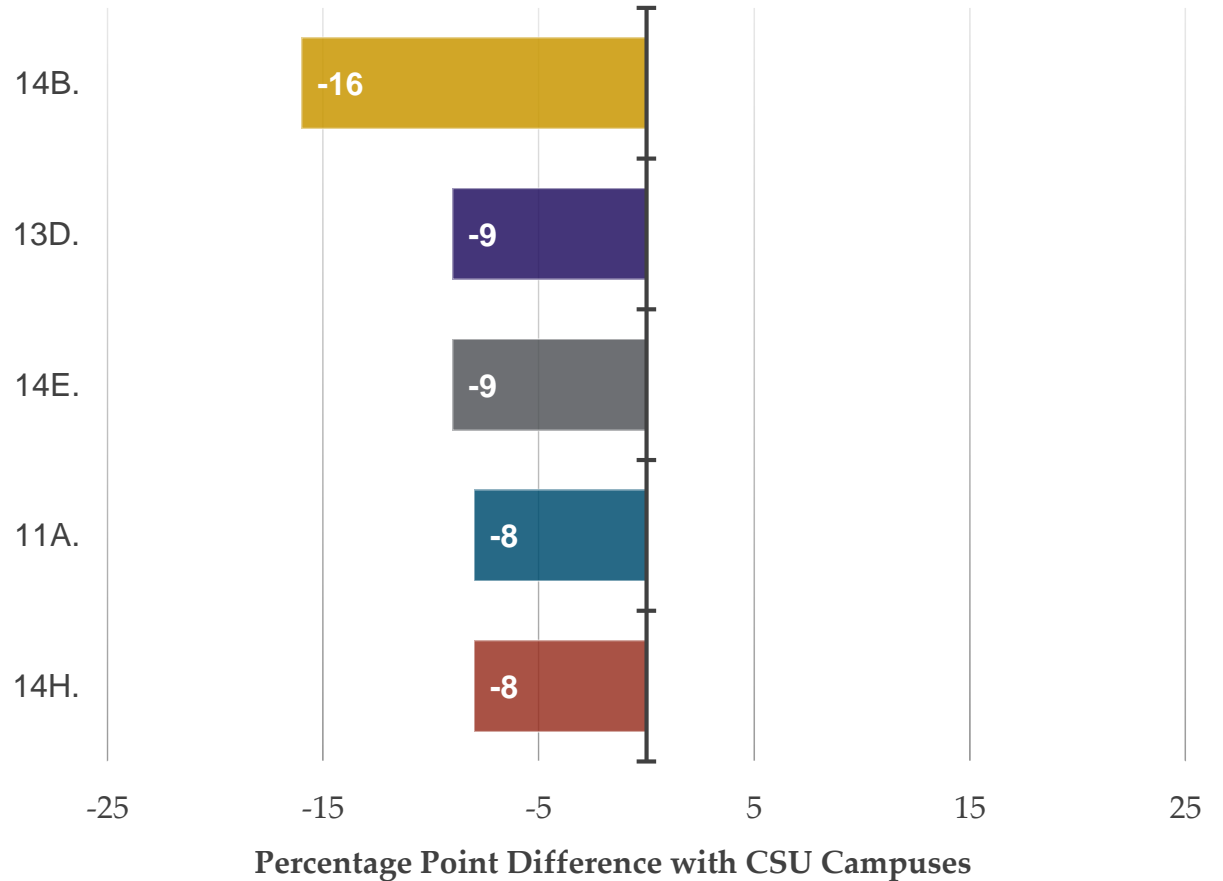
14b. Institution emphasis on providing support to help students succeed academically

13d. Quality of interactions with student services staff

14e. Institution emphasis on providing opportunities to be involved socially

11a. Participated in an internship, co-op, field experience, student teaching, clinical placement

14h. Institution emphasis on attending campus activities and events

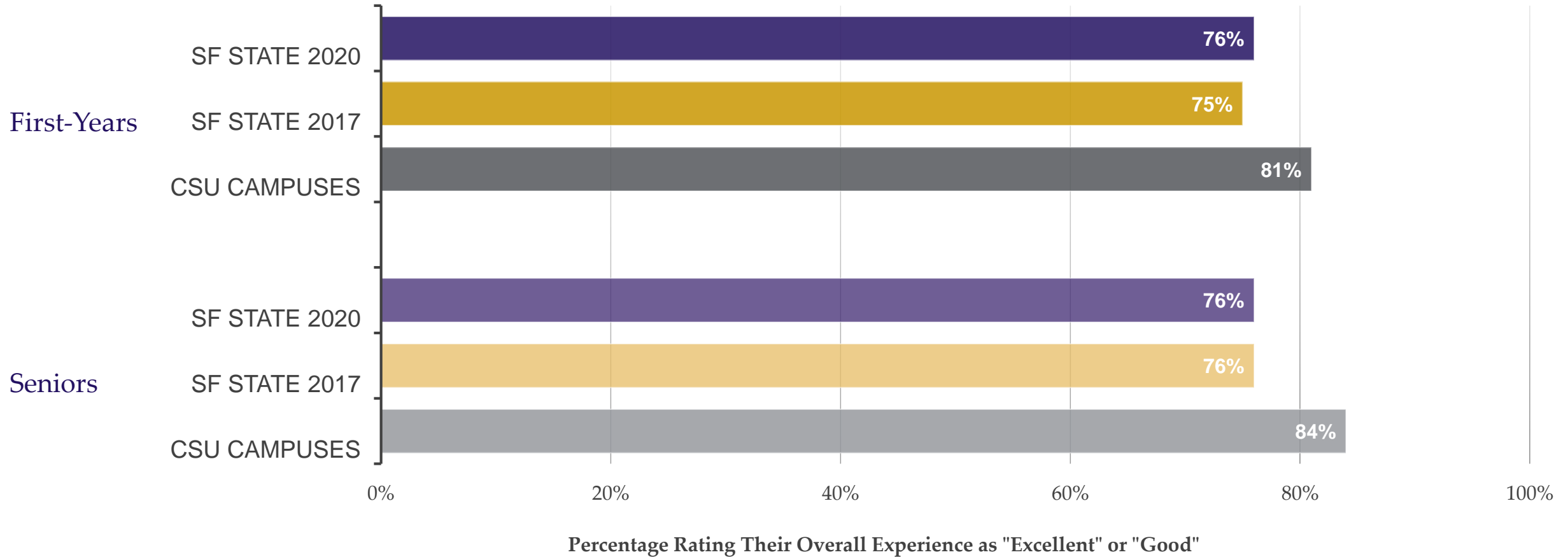


Key Finding: SF State seniors reported lower levels of institution emphasis on providing support to help students succeed academically relative to students at other CSU Campuses.

Overall Experience

Satisfaction with SFSU

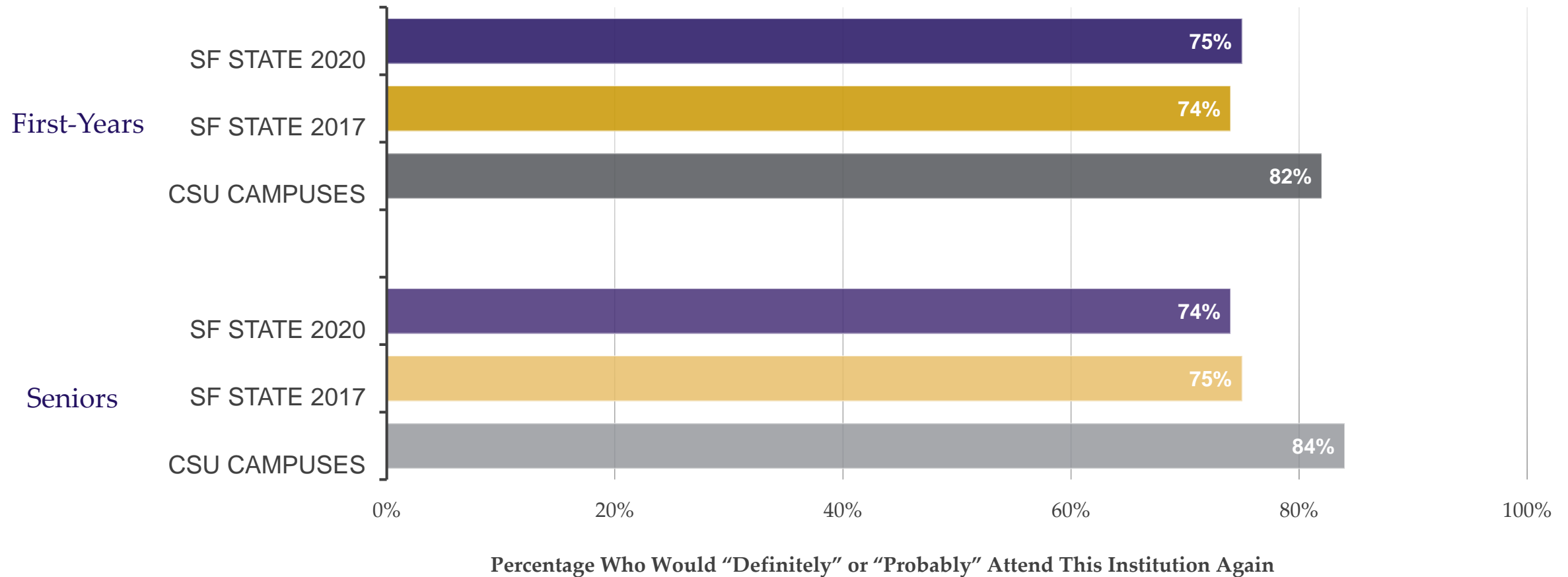
Overall Experience



Key Finding: 76% of First-Years and Seniors rated their overall SF State Experience as "Excellent" or "Good"

Satisfaction with SFSU

Likelihood to Attend Again



Key Finding: 75% of Seniors and 74% of First-Year students would attend again.

Summary of NSSE

Positive Growth

- Met our target of 30% response rate
- Improvements from 2017
- Academic Challenge above & beyond the CSU
- Recurrent theme of diverse perspectives
- “Good” or “Excellent”

Areas of Opportunity

- Campus Environment
 - Quality of Interactions
 - Supportive Environment