

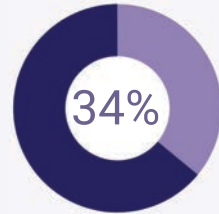


FALL 2022 INCOMING FIRST-TIME FRESHMEN

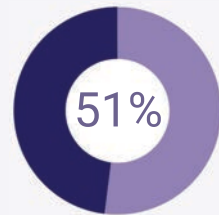
IR Office of Institutional Research



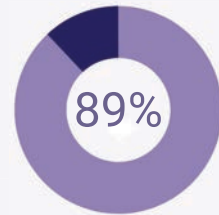
Key Points



First Generation



Traditionally Underrepresented



California Public High School Attendees

Enrollment Data

3,339
Enrolled

46%
Pell Recipient

95%
Full-Time

3.44
Average High School GPA

48%
Pell Eligible

5%
Part-Time

Ethnicity



Latinx



Asian



White




Black



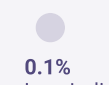
Two or More



International



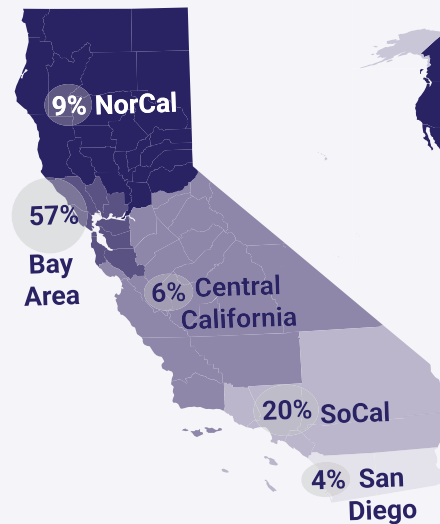
0.5% Pacific Islander



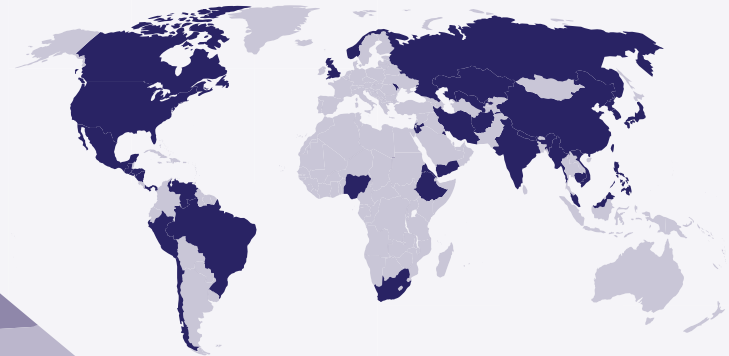
0.1% American Indian

Geographic Stats

State Demographics



Global Demographics



Our Students Come From 20 Countries

2%
Out of State

2%
International

Top 5 Areas of Study

- 1 Computer Science
- 2 Psychology
- 3 Nursing
- 4 Marketing
- 5 Biology - Physiology

Top 3 International Countries

1
India

2
Japan

3
Vietnam