


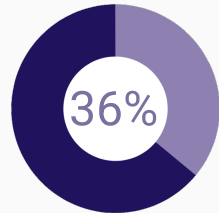


FALL 2021 INCOMING FIRST-TIME FRESHMEN

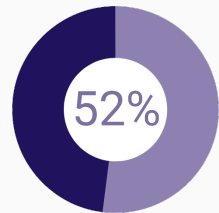
IR Office of Institutional Research



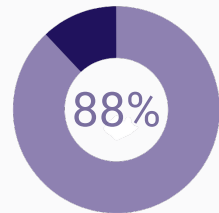
Key Points



First Generation



Traditionally Underrepresented



California Public High School Attendees

Enrollment Data

3,149

Enrolled

46%

Pell Recipient

94%

Full-Time

3.33

Average High School GPA

50%

Pell Eligible

6%

Part-Time

Ethnicity



Latinx



Asian



White



Black



Two or More



International



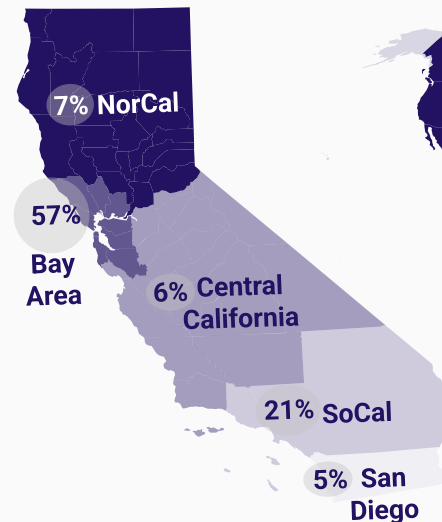
0.4% Pacific Islander



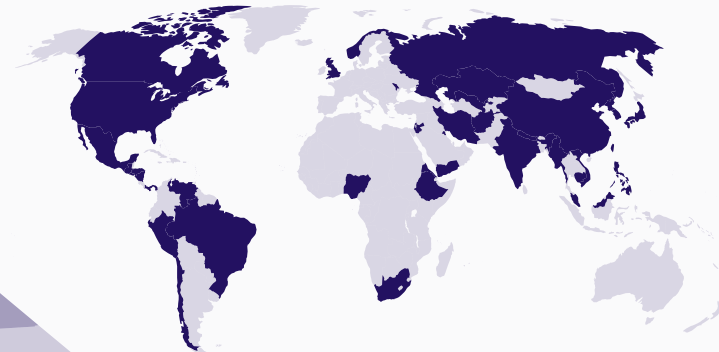
0.001% American Indian

Geographic Stats

State Demographics



Global Demographics



Our Students Come From 43 Countries

2%

Out of State

2%

International

Top 5 Areas of Study

- 1 Computer Science
- 2 Marketing
- 3 Cinema
- 4 Criminal Justice
- 5 Business

Top 3 International Countries

1
Mexico

2
India

3
China